



# Chateau LTE7 ax

Your favorite high-performance home and office LTE router just got a major upgrade.

Chateau LTE7 ax keeps the same powerful hardware, sleek design, and Wi-Fi 6 performance – but now features an LTE Category 7 modem, expanded frequency support, and a significantly lower price than the previous LTE6 ax version.



SUPPORTS BAND 32 & BAND 28!



PERFECT FOR LARGE,  
BUSY HOUSEHOLDS  
OR MEDIUM-SIZED  
OFFICES

**2.5**

GIGABIT  
ETHERNET



POWERFUL 1.8 GHZ  
QUAD-CORE ARM CPU



STRONG DUAL-BAND,  
DUAL-CHAIN RADIO  
FOR MAXIMUM COVERAGE



FAST AND RESPONSIVE  
LTE CATEGORY 7 MODEM



CONTAINER SUPPORT



4X GIGABIT  
ETHERNET PORTS



1 GB OF RAM

Are you tired of those suspicious, low-quality default routers from your service providers? So many households are switching to mobile internet, but those default routers can really ruin the experience. That's why we decided to take everything we've learned over the last 20 years of networking excellence and create a single device that will make most households happy: the MikroTik Chateau.




## Why upgrade to CAT7?

- Twice the upload speed (Depending on the LTE tower infrastructure and other variables)
- Expanded frequency support, including Band 28 (700 MHz) & Band 32 (1500 MHz) for better performance in congested areas
- Carrier aggregation (2×CA) for higher efficiency and responsiveness in busy networks
- Same trusted design – no changes to installation or configuration
- Lower cost – better connectivity that actually costs less, especially on volume orders

## A powerful LTE router for demanding networks

Chateau LTE7 ax combines the new R11e-LTE7 modem with a **quad-core ARM CPU**, 1GB of RAM, Wi-Fi 6 (802.11ax) dual-band wireless, and a 2.5 Gigabit Ethernet port for ultra-fast local connections. Run **multiple secure VPN tunnels**, advanced firewall rules, **advanced container setups**, or complex routing scenarios – all while enjoying faster and more reliable mobile connectivity. Whether LTE is your primary connection or a rock-solid backup to fiber, Chateau LTE7 ax adapts to your setup effortlessly... and in style!





## Perfect for home offices, businesses, and ISPs

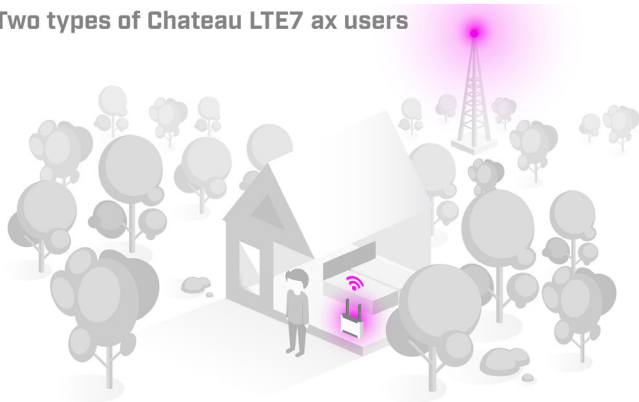
With **five Ethernet ports (including a 2.5G port!)**, **2×2 MIMO LTE** and full **RouterOS v7** functionality, Chateau LTE7 ax fits a wide range of use cases:

- Secure home offices and remote work
- Small and medium-sized businesses
- LTE-based or hybrid ISP deployments
- Households that want performance and clean design

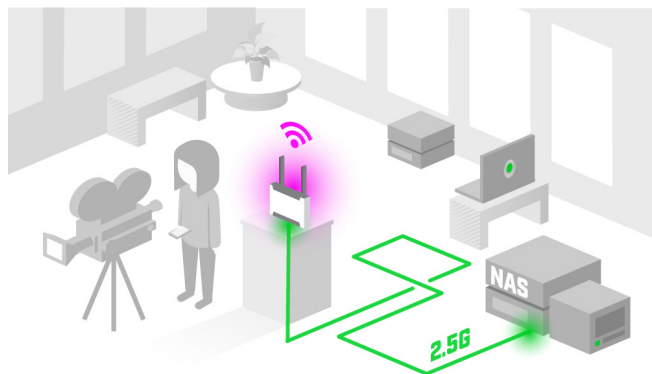
It's equally comfortable in the hands of seasoned system administrators who need true flexibility – or users who just want to plug it in and forget it's there.

Chateau supports the TR-069 technology that allows creating custom remote client management options. You can have the most straightforward and basic router settings on the same web-page that you are using to pay the mobile bill.

### Two types of Chateau LTE7 ax users



Michael travels a lot. He has an ultra-fast ISP connection at home. 2.5 Gigabit Ethernet port is his main connection. He uses the LTE7 modem at his travel destination - instead of a hotspot.



Cynthia is a video editor. She uses the 2.5 Gigabit Ethernet to reach her NAS server with all the large media files. The LTE7 modem is her main connection to the outside world - with all the messengers, online meetings, and the occasional 4K movie streams.

## The freedom of LTE

Reach consistent speeds of up to 300 Mbps with carrier aggregation, as CAT6 allows devices to use multiple bands simultaneously. That is a huge advantage in areas with many LTE users. Chateau provides better responsiveness in a crowded environment and higher efficiency for weaker signal situations in the countryside.

Depending on the service provider, we have seen Internet speed doubling in rural areas after switching to carrier aggregation, so there is no need to wait for cable network expansions.

## • Specifications

Product code	S53UG+5HaxD2HaxD-TC&R11e-LTE7
CPU	Quad-Core IPQ-6010 1.8 GHz
CPU architecture	ARM 64bit
Size of RAM	1 GB
RAM type	DDR3L
Storage	128 MB, NAND
Number of 1G Ethernet ports	4
Number of 2.5G Ethernet ports	1
Micro SIM slots	1
USB port	1 (2.0 type A)
Switch chip model	IPQ-6010
Wireless interface model	QCN-5022 (2.4 GHz), QCN-5052 (5 GHz)
Wireless	2.4 GHz 802.11b/g/n/ax dual-chain, 5 GHz 802.11a/n/ac/ax dual-chain
Antenna gain	2.4 GHz - 3 dBi, 5 GHz - 6 dBi
LTE category	7 (DL: 300 Mbps; UL: 100 Mbps)
LTE modem	R11e-LTE7
TAC	35312597
MIMO DL	2x2
MIMO UL	1x1
LTE FDD bands	1 (2100MHz) / 3 (1800MHz) / 5 (850MHz) / 7 (2600MHz) / 8 (900 MHz) / 20 (800MHz) / 28 (700MHz) / 32 (1500 MHz)
LTE TDD bands	38 (2600MHz) / 40 (2300MHz) / 41 (2500MHz)
3G Category	R8 (DL: 42.2 Mbps; UL: 5.76 Mbps)
3G Bands	1 (2100MHz) / 3 (1800MHz) / 5 (850MHz) / 8 (900MHz)
Dimensions	240 x 156 x 44 mm
Operating system	RouterOS v7, License level 4
Operating temperature	-40°C to +70°C

## • Powering

Number of DC inputs	1
DC jack input Voltage	12-28 V
Power adapter nominal voltage	24 V
Power adapter nominal current	1.2 A
Max power consumption without attachments	15.5 W
Max power consumption	21.5 W

## • Supported 2xCA combinations

B1+B1/3/5/7/8/20/28/32/40/41 (100MHz)	B20+B1/3/7/32/38/40
B3+B1/3/5/7/8/20/28/32/40/41 (100MHz)	B28+B1/3/5/7/32
B5+B1/3/5/7/28/40/41 (100MHz)	B38+B38
B7+B1/3/5/8/20/28	B40+B40
B8+B1/3/7/20/32/40/41 (100MHz)	B41+B41 (100MHz)


- Supported 2×CA (UL) LTE bands (Intra-band contiguous only)

B1+B1	B8+B8
B3+B3	B38+B38
B5+B5	B40+B40
B7+B7	B41+B41

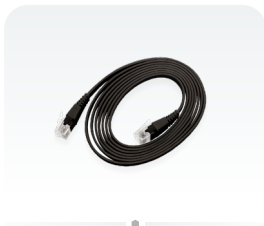
- Wireless specifications

Rate (2.4 GHz)	Tx (dBm)	Receive Sensitivity	Rate (5 GHz)	Tx (dBm)	Receive Sensitivity
1MBit/s	23	-100	6MBit/s	24	-96
11MBit/s	23	-94	54MBit/s	21	-80
6MBit/s	24	-96	MCS0	24	-96
54MBit/s	21	-80	MCS7	20	-75
MCS0	24	-96	MCS9	19	-70
MCS7	20	-75	MCS11	17	-67
MCS9	19	-70			
MCS11	17	-67			

- Included parts



24 V 1.2 A  
power adapter



UTP Flat  
Cable (1.5m)